



NEW TO THE SITE?

Let's Get Started!



EMPLOYMENT



WHAT'S THIS?

upload W-2 to automatically import data in appropriate fields

Employer Name [SEARCH](#)

Address Type

Address





City State Zip Code

[SAVE & CONTINUE](#)
[SAVE & CLOSE](#)

- Profile (100%)
- Employment (15%)
- Assets (0%)
- Liabilities (0%)

DASHBOARD

Choose a section:

	COMPLETION
 Profile	100%
 Employment	15%
 Assets ?	0%
 Liabilities ?	0%



DASHBOARD

Choose a section:





	COMPLETION
 Profile	100%
 Employment	15%
 Assets 	
 Liabilities 	0%

WHAT'S THIS?

resource of value that an individual or business owns, such as a cash, property or equipment





DASHBOARD

Choose a section:

	COMPLETION
 Profile 100%	
 Employment 15%	
 Assets 0%	
 Liabilities 0%	

DASHBOARD

Choose a section:

	COMPLETION
 Profile	100%
 Employment	15%
 Assets ?	0%
 Liabilities ?	0%

Welcome, Christine!



ACCESSIBILITY



Visually Impaired



Hearing Impaired



Text Difficulty



Mouse / Keyboard Difficulty 



Speech Difficulty



ACCESSIBILITY



Visually Impaired



Hearing Impaired



Text Difficulty



Mouse / Keyboard Difficulty



Speech Difficulty



ACCESSIBILITY



Visually Impaired



Hearing Impaired



Text Difficulty



Mouse / Keyboard Difficulty



Speech Difficulty

